

# The EU DataGrid Project Tutorial

## The European DataGrid Project Team

<http://www.eu-datagrid.org>



# Introduction



- The tutorials are **aimed** at **users** wishing to learn how to **use EDG Grid tools** and are organized over 2 full consecutive days as follows:
  - **Mornings** - **presentations** on general Grid concepts, user interface commands, grid components, future directions.
  - **Afternoons** - **hands-on exercises** covering user interface operations with job submission, aspects of data management and job monitoring
- ◆ **Pre-requisites** for participants:
  - No prior knowledge is required for the presentations.
  - Basic **knowledge of Linux** user environment (shells, editor, etc.) is necessary to complete the exercises.
- ◆ Participants must be **pre-registered** for the afternoon **hands-on sessions** since security certificates need to be issued to use the EDG testbed.

# Schedule



## DAY1

- ◆ Tutorial introduction  
**Heinz Stockinger**
- ◆ Introduction to Grid computing and overview of the DataGrid project  
**Heinz Stockinger**
- ◆ Security  
**Heinz Stockinger**

## Coffee

- ◆ Testbed overview  
**Flavia Donno**
- ◆ Job Submission  
**Flavia Donno**

## Lunch

- ◆ **hands-on exercises:** job submission

## DAY2

- ◆ Data Management  
**Heinz Stockinger**
- ◆ Information systems  
**Flavia Donno**


## Coffee

- ◆ EDG Software Installation/Configuration  
**Flavia Donno**
- ◆ Applications and Use cases  
**Heinz Stockinger**
- ◆ Future Directions  
**Heinz Stockinger**

## Lunch

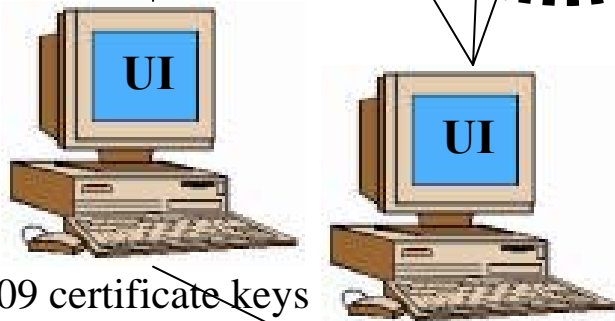
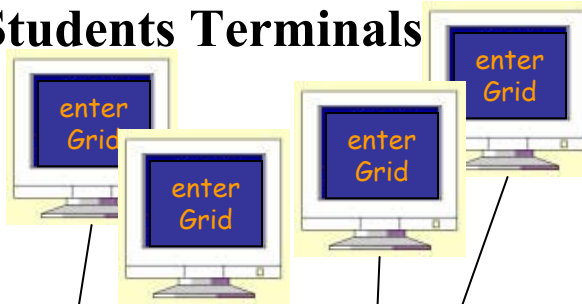
- ◆ **hands-on exercises:** data mgmt & info systems

# Hands-on Exercises

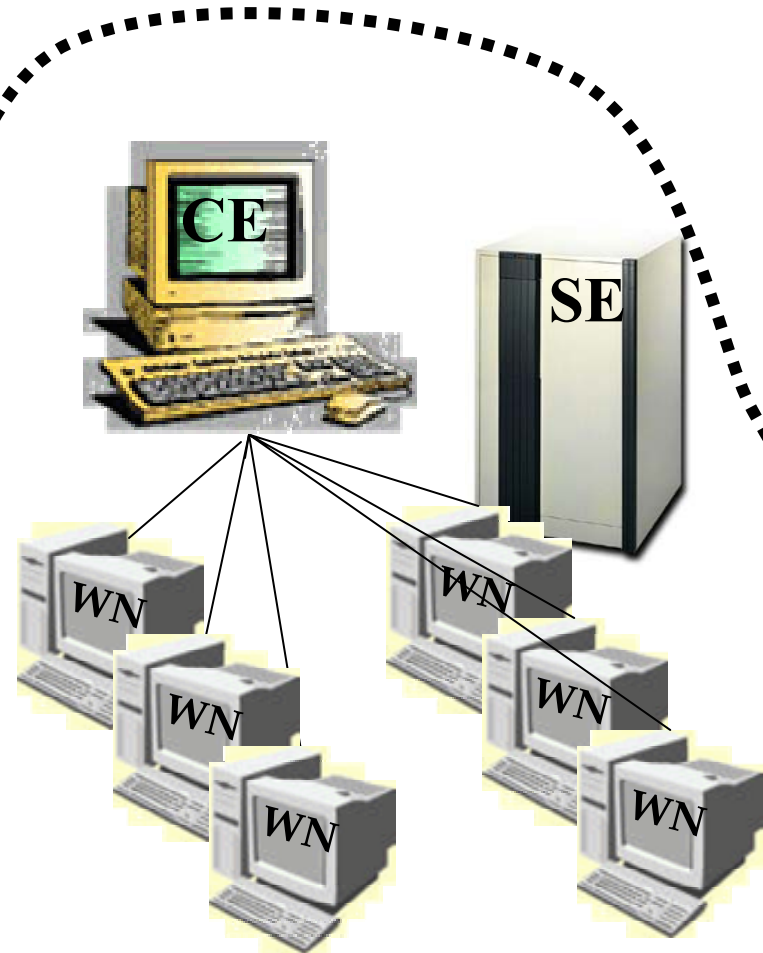


- ◆ Working on Linux machines, you will connect to the
  - **NCP LCG-1 Testbed** (running EDG-2--)
  - This requires a security certificate and a user account on the L Interface machine
- ◆ You will receive an **exercise handout** containing all the details of the exercises
  - Succession of increasingly sophisticated exercises exploring the different facilities of the EDG software
  - You work at your own pace
  - tutors are around in case you have questions or run into problem
- ◆ Required tools:
  - Access to testbed via secure shell (or equivalent)
    - E.g. teraterm for Windows
  - Web browser

## Students Terminals



- PKI X.509 certificate keys
- JDL files



# We want your feedback



- Your feedback is actively sought
  - Please tell us of mistakes in the presentations
  - Similarly for the exercises
  - Please fill in feedback-form
- Thanks to:
  - all the many people from the EDG cooperation who contributed to the development of the tutorials over the past year.