



Production and characterization of TiO₂ coating on wearable fabric through sonication method

MAHLQA MARRIAM, DR. YASIN NAZ, DR. SHAZIA SHRUGHALLAH

Department of Physics, University of Agriculture faisalabad

Abstract:

The importance of nanoparticle was increasing day by day due to their unique properties. Nanoparticles were important for textile industry due to their properties such as self-cleaning , antimicrobial , and dying . Tio2 nanoparticles were prepared by sonochemical method. The binder was used in experiment to develop the layer of Tio2 on fabric . The obtained sample was characterized to their surface morphology and to check the effect of nanoparticles on wattability antimicrobial and self-cleaning . The scanning electron microscopy (SEM) , UV-visible spectroscopy and XRD, results were used to study the optical and psysicochemical properties of fabric. The synthetic methodologies show that nanomaterials TiO2 particles of various characteristics still have the possibility to be produced by modifying existing methods. While new properties of nanoparticles may be more effective, their toxicity was evaluated. For sustainable cotton fabric production, TiO2 NPs was controlled with epoxy-containing silane conductive fillers the long string hydrophobic agent group the process pad-dry-cure was applied to cotton cloth. The Cautious Superhydrophobicity, colour loss, cotton fabric, robust and therefore more that 90 to 20 industrial antimicrobial properties with UPF cycles of washing. The overall water angle was 150.5 degrees. However after 20 wash periods was reduced to 131°. The fabric treated Strong bacterial antimicrobial property (S. aureus and E) was demonstrated. coli, which also shows strong durability after Twenty commercial washing cycles NPs with no major effects on the physical properties of after drying, fabric.

introduction

As a main substance in the sunscreen, most are connected to titanium dioxide. It serves to safeguard the skins of a human by preventing penetration to UV sunlight that can affect sunburn but that is always related to cancer. Titanium Dioxide serves as just a UV philter component in sunscreen. Read really about protection including titanium dioxide

TiO₂ is a normal pure white powder. This was first purposely manufactured in 1923 as just a white crystalline powder. It's really naturally transparent, light-fast and is effective in journal, ceramics, textiles, labels and cosmetics. It is also Ultraviolet resistant and is commonly used in light-exposed skin care products and pigments. It is applied in a wide range for personal care items, eye shadow, lipstick, loose and pressure-powdering beauty cosmetics and sun protection

Titanium dioxide (TiO₂), a semi-conductor with the big band gaps have been analyzed extensively for their optical and chemical properties. The main reasons for studying the surface properties of such substance are applications in photo catalysis, solar energy production and water treatment. TiO₂ resides in three natural polymorphs such as rutile anatase, and brookite. Thermodynamically, rutile is stabled than anatase. However, application of pure TiO₂ is limited, because UV activation is necessary. Just less than 5 percent of pure TiO₂ of the solar radiation which reaches the earth's surface Are used; therefore, significant effort has been made to extend the optical response of TiO₂ from the UV to the area of visible light (Caratto *et al.*, 2012)

Due to the clarity and quite high thermal stability of titanium dioxide, it is also the major use for a white powder pigment. This implies that a whitish coating requires comparatively low paint levels. The sensitivity to UV visible light coloration in untreated products has become one of the major benefits for TiO₂ nano particles.

It can be used in items such as glass and pigment, paper, metal, fiber, meat, pharmaceuticals and skin care product, for instance, surface coatings. High efficiency TiO₂ levels are used in the beauty industry and most detergents use TiO₂. Its resistance to Ultraviolet rays helps avoid plastics from coloring in sunshine. Because of their higher index of refraction and potential to shield an effect of UV light cleansers often use TiO₂ only as barrier

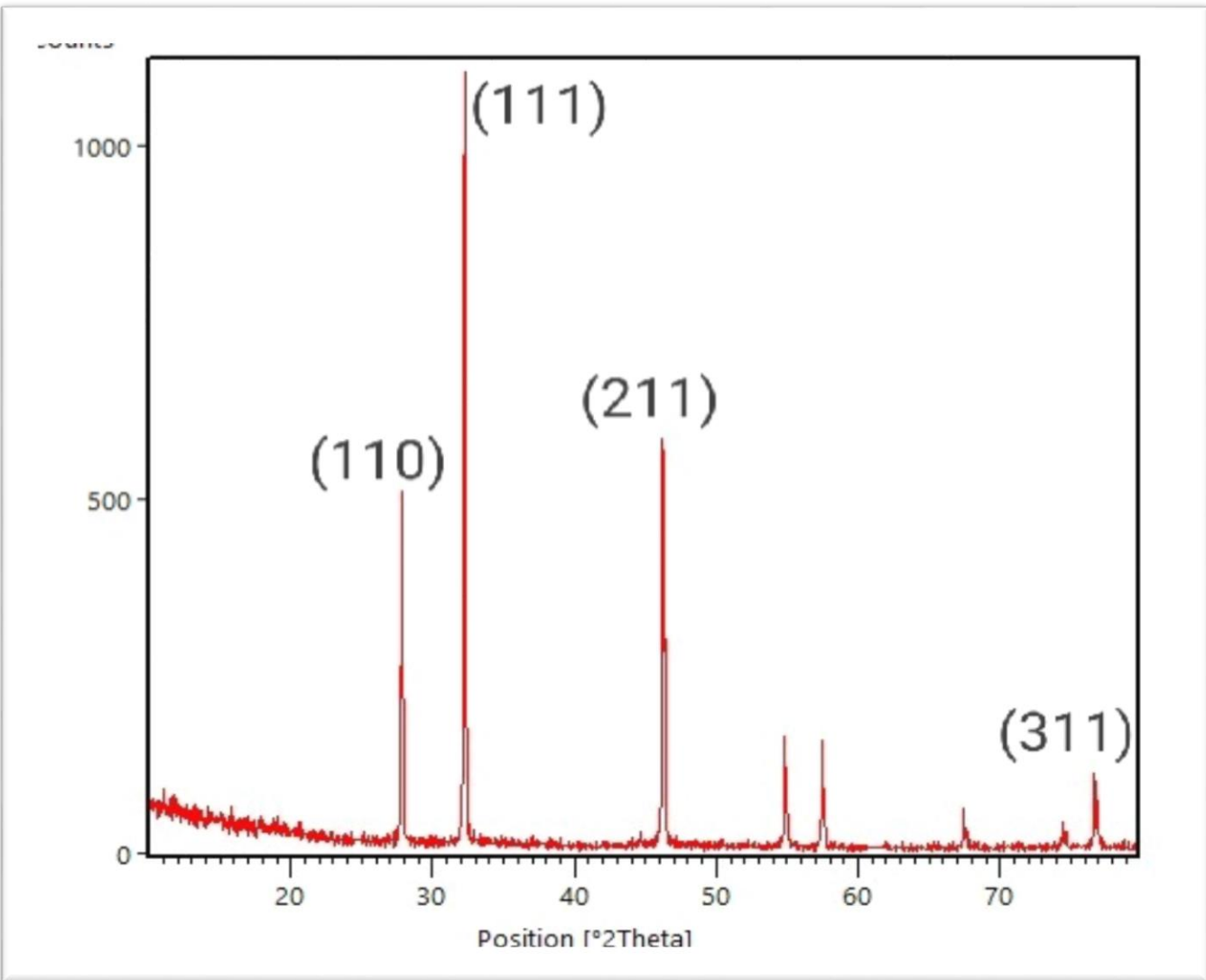
Materials

In this work, commercially untreated and unbleached pure cotton fabric,TiO₂ nanoparticle, methanol, and signification bath . The cotton fabric is taken from the arif textile mills limited sargodha road faisalabad. The fabric was wash before the treatment. After washing the fabric was dry in oven at 700. After drying cotton fabric dip in TiO₂ mixture ans sonication process start. after this dying of fabric was done by pad dry method. After completing the desiring the samples cut by seizer in dimensions according to the standard methods of each test.

RESULTS AND DISCUSSIONS

In this work we take pure cotton fabric from Arif textile mills limited Sargodha road Faisalabad. TiO₂ has collected from market.For the production of material Using methanol. Methanol and distilled water is also taken from Jinnah colony of Faisalabad and mixed methanol with the of 5g TiO₂ nanoparticle in a beaker. The pure cotton is washed and dry it in furnace at 70°.ThenThe solution stirrer on magnetic stirrer at 70° and after stirring the process cotton fabric dip into the solution. The washed samples were treated by sonication method for 30° minutes at 60°c temperature. After that we use pad-dry-cure method. After completing the desiring the samples cut by seizer in dimensions according to the standard methods of each test. The washed samples were treated again through sonication process. We make the 3 samples of cotton fabric. All the samples were dipped in the solution and use the process of ultra sonification bath for coating the titanium dioxide nanoparticles on samples. The samples were obtained by using different cycle of pad-dry method.

XRD pattern TiO₂



Peak No.	Position [2 theta]	d-spacing [Å]	H k l	FWHM [Degree]	Average particle size (nm)
1	28.45	3.1843	110	0.2362	24.85
2	32.51	2.7949	111	0.1971	25.09
3	46.63	1.9715	211	0.1771	23.53
4	78.72	1.2374	311	0.2832	26.43

SEM Analysis


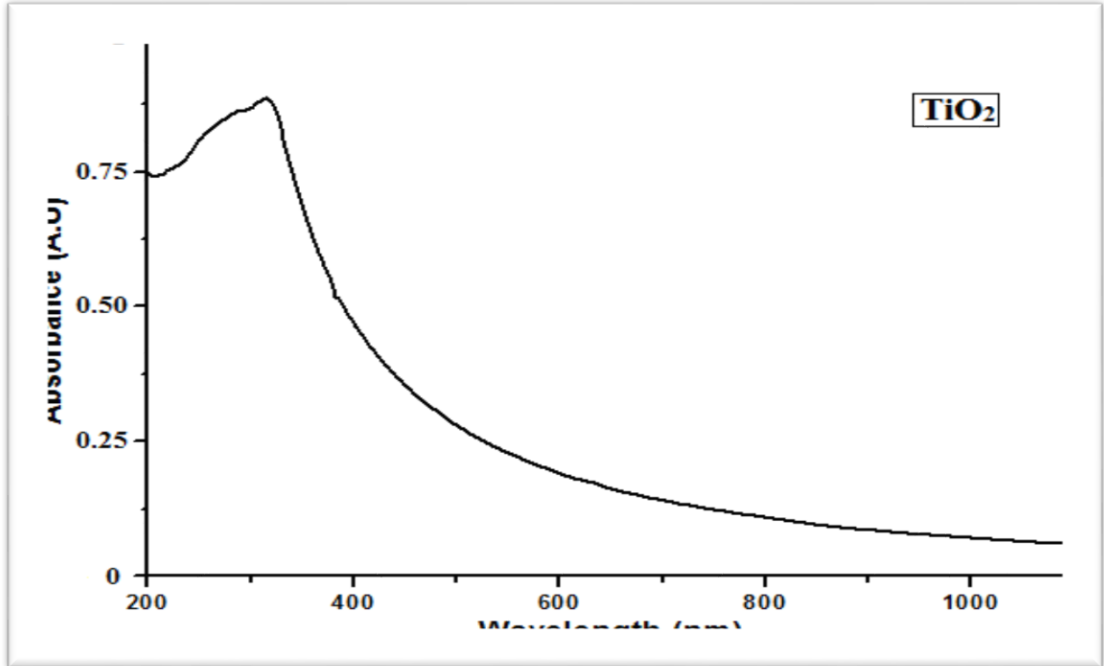


Figure: SEM images of (7a) as synthesized TiO₂, (7b) TiO₂ coated fabric after 1 cycles (7c) TiO₂ coated fabric after 3 cycles (d) TiO₂ coated fabric after 5 cycles

UV-Visible Spectroscopy

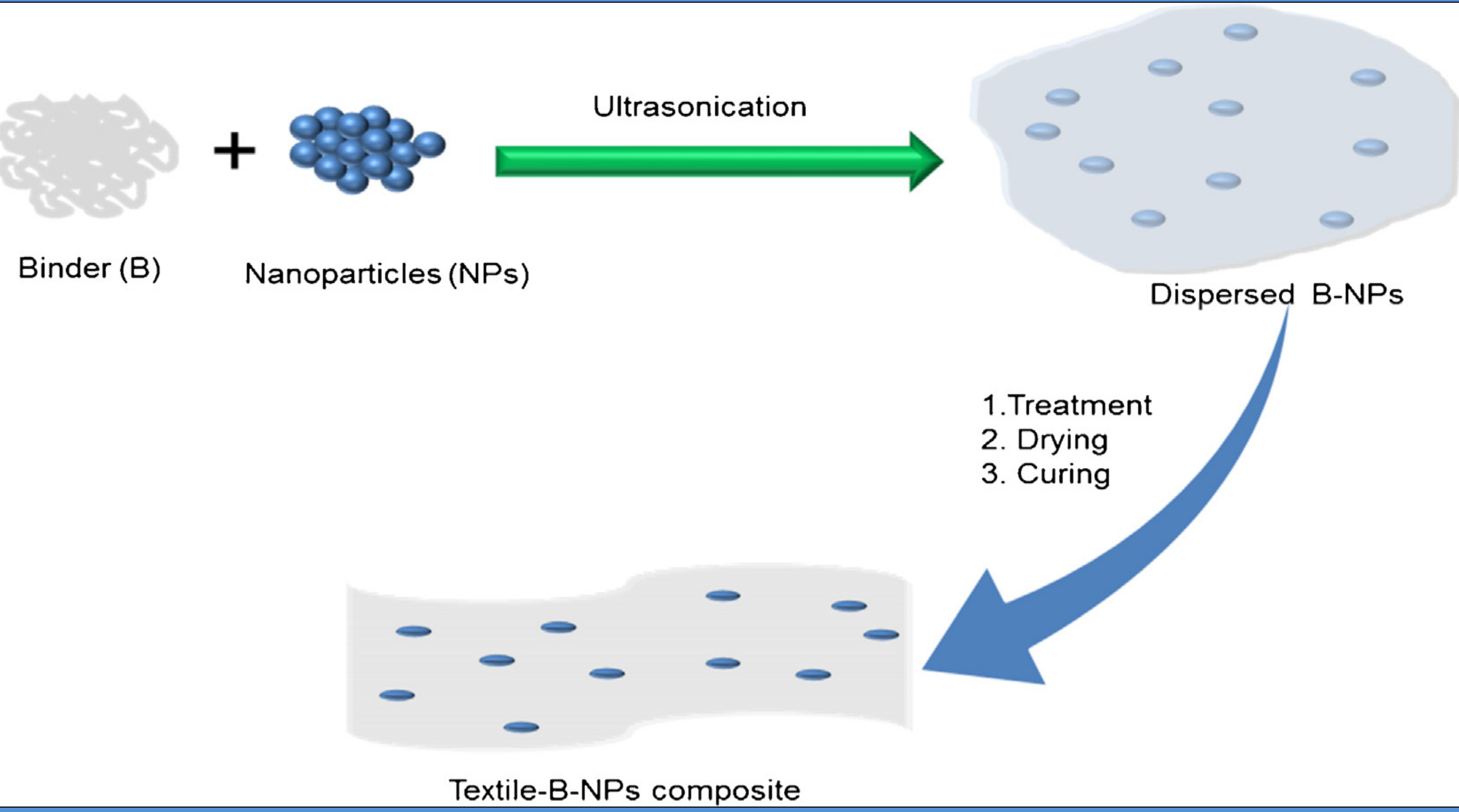


UV-visible absorption spectrum of TiO₂

Zone of inhibition of TiO₂ coated fabrics with E.coli and S.A sample

Sample E.Coil		Sample S.A	
Pad dry cycles	Zone of inhabitation	Pad dry cycles	Zone of inhabitation
1 cycle	12 mm	1 cycle	09 mm
3 cycle	10 mm	3 cycle	08 mm
5 cycle	13 mm	5 cycle	11 mm

MATERIALS AND METHODS



Conclusion

We summarised some developments in titanium dioxide metallic nanoparticles throughout this study. Recently, great effort was made to synthesise nanostructured TiO₂ with various characteristics and applications. Changes to the nanoparticles have resulted in new applications new substances. The synthetic methodologies examined show that nanomaterials TiO₂ particles of various characteristics still have the possibility to be produced by modifying existing methods. While new properties of nanoparticles may be more effective, their toxicity should be evaluated. For sustainable cotton fabric production, TiO₂ NPs was controlled with epoxy-containing silane conductive fillers the long string hydrophobic agent group the process pad-dry-cure was applied to cotton cloth.The Cautious Superhydrophobicity, colour loss, cotton fabric, robust and therefore more that 90 to 20 industrial antimicrobial properties with UPF; Cycles of washing. The overall water touch angle was 150.5 degrees. However after 20 wash periods was reduced to 131°. The fabric treated Strong bacterial antimicrobial property (S. aureus and E) was demonstrated. coli, which also shows strong durability after Twenty commercial washing cycles NPs with no major effects on the physical properties of after drying, fabric. XRD results shows the tetragonal structure of TiO₂ nanoparticles and average crystalline size is 25.5 nm.
> UV-visible result shows that the absorption peak at 350 nm
> SEM results shows that the morphology of nanoparticles spherical shape.
> The inhibition zone of the TiO₂ coated fabric against E.Coli increased from 12 mm to 13 mm after 5 cycles.
> TiO₂ coated fabrics showed reasonably conductivity and UV protection properties.

REFERENCES Guo, X., Dai, J., Zhang, K., Wang, X., Cui, Z., & Xiang, J. (2014). Fabrication of N-doped TiO₂/activated carbon fiber composites with enhanced photocatalytic activity: Textile research journal, 84(17), 1891-1900.
Kang, X., Liu, S., Dai, Z., He, Y., Song, X., & Tan, Z. (2019). Titanium dioxide: from engineering to applications. Catalysts, 9(2), 191.
Manickam, P., Madhu, S., Fernandez, R. E., Viswanathan, C., & Bhansali, S. (2017). Fabric based wearable biosensor for continuous monitoring of steroids. ECS Transactions, 77(11), 1841.
Peng, F., Ni, Y., Zhou, Q., Kou, J., Lu, C., & Xu, Z. (2016). Fabrication of a flexible graphene-TiO₂/PDMS photocatalytic film by combining air atmospheric pressure glow discharge treatment. Chemical Engineering and Processing: Process Intensification.